

Cooper Lighting Solutions Photometric Lab
1121 Highway 74 South
Peachtree City, GA 30269



Scaled data based on original data using
LM-79-2019 Approved Method: Electrical and Photometric Measurements of Solid-
State Lighting Products

Test Report Prepared for
Cooper Lighting Solutions

Brand: METALUX

Report Number: P976633

Luminaire Tested: 22SR-LD2-C-29-UNV-L840-CD1-ST-U

Issue Date: 03/18/2025

Test Information

Test Method: LM-79-2019
Report Number: P976633
Test Lab: INNOVATION CENTER(P3)
Issue Date: 03/18/2025
Manufacturer: COOPER LIGHTING SOLUTIONS
Product Line: METALUX
Catalog Number: 22SR-LD2-C-29-UNV-L840-CD1-ST-U
Description: METALUX SKYRIDGE 2x2 2900LM PACKAGE 80CRI 4000K TROFFER with Straw SKYTRIM
Light Source: 4000K CCT, 80+ CRI LEDS
Ballast/Driver: -

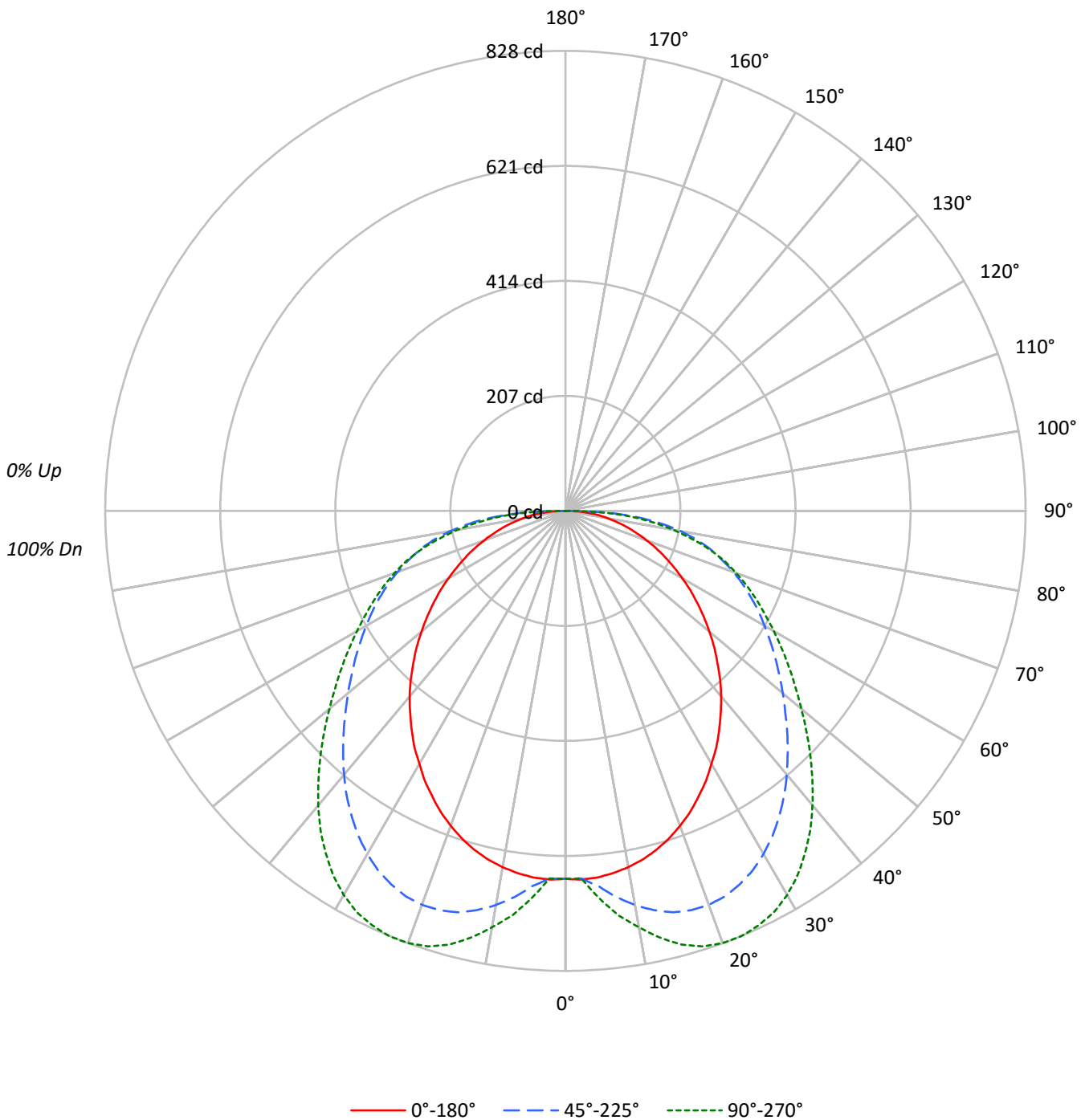
Summary

Lumens per Lamp: N/A
Luminaire Lumens: 2507.0 lumens
Efficiency: N/A
Efficacy: 123.5 lumens/watt
Spacing Criteria (0/90/45): 1.19 / 1.62 / 1.55
Luminous Opening: Rectangular (W 2' x L: 2' x H: 0')
CIE Type: Direct

Input Watts (W): 20.3
Input Voltage (V): 120
Input Current (A_{in}): NR
Voltage Rise (V): NR
Power Factor: NR
Total Harmonic Distortion (THDi): NR
Frequency (hertz): 60
Stabilization Time: NR
Operation Time: NR
Ambient Temperature (°C): NR
Test Distance: 28.75 FT

TEST NUMBER: P976633
CATALOG NUMBER: 22SR-LD2-C-29-UNV-L840-CD1-ST-U

Luminous Intensity Polar Plot





TEST NUMBER: P976633
 CATALOG NUMBER: 22SR-LD2-C-29-UNV-L840-CD1-ST-U

ZONAL LUMENS:

Zone	Lumens	% Fixture
0°-10°	65.8	2.6
10°-20°	207.2	8.3
20°-30°	332.1	13.2
30°-40°	405.5	16.2
40°-50°	417.6	16.7
50°-60°	387.1	15.4
60°-70°	331.8	13.2
70°-80°	249.6	10.0
80°-90°	110.3	4.4
90°-100°	0.0	0.0
100°-110°	0.0	0.0
110°-120°	0.0	0.0
120°-130°	0.0	0.0
130°-140°	0.0	0.0
140°-150°	0.0	0.0
150°-160°	0.0	0.0
160°-170°	0.0	0.0
170°-180°	0.0	0.0
0°-30°	605.1	24.1
0°-40°	1010.7	40.3
0°-60°	1815.4	72.4
0°-90°	2507.0	100.0
90°-120°	0.0	0.0
90°-150°	0.0	0.0
90°-180°	0.0	0.0
0°-180°	2507.0	100.0

CANDELA DISTRIBUTION:

	0°	22.5°	45°	67.5°	90°	Flux
0°	662	662	662	662	662	
5°	662	662	678	694	700	63
15°	632	678	748	791	808	178
25°	567	650	742	801	823	261
35°	482	577	671	730	752	302
45°	387	482	564	609	623	299
55°	290	386	461	485	491	260
65°	199	300	369	377	380	197
75°	116	213	272	270	269	123
85°	42	98	130	120	117	45
90°	0	0	0	0	0	



TEST NUMBER: P976633

CATALOG NUMBER: 22SR-LD2-C-29-UNV-L840-CD1-ST-U

CANDELA DISTRIBUTION (FULL):

	0°	5°	10°	15°	20°	25°	30°	35°	40°	45°	50°
0°	662.2	662.2	662.2	662.2	662.2	662.2	662.2	662.2	662.2	662.2	662.2
2.5°	664.1	663.1	662.2	663.1	662.2	662.2	661.2	660.3	662.2	662.2	662.2
5°	662.2	661.2	660.3	661.2	661.2	663.1	664.1	668.7	674.2	677.8	683.4
7.5°	657.6	656.7	655.7	658.5	662.2	668.7	676.1	685.3	693.6	700.9	707.4
10°	651.1	650.2	650.2	656.7	665.8	677.8	688.1	699.2	710.2	720.4	729.6
12.5°	642.7	642.7	643.7	655.7	669.6	684.3	696.3	710.2	724.0	736.0	747.1
15°	631.7	630.7	635.5	652.1	669.6	686.2	701.9	717.5	734.3	748.0	760.1
17.5°	618.7	617.9	627.1	647.5	665.8	685.3	703.8	721.3	738.9	753.6	767.5
20°	603.1	603.1	616.0	640.0	660.3	681.6	700.9	719.4	738.9	754.5	769.4
22.5°	586.5	587.4	604.0	629.0	651.1	673.3	693.6	713.9	733.3	750.9	765.6
25°	567.0	568.9	588.3	614.1	638.2	661.2	682.4	703.8	724.0	741.6	757.4
27.5°	547.7	549.5	572.5	598.5	623.4	646.5	668.7	690.8	712.0	729.6	745.3
30°	525.6	530.2	553.2	580.0	605.9	629.0	652.1	674.2	694.5	712.9	729.6
32.5°	505.2	508.8	534.7	560.5	587.4	610.5	633.6	654.8	675.1	693.6	709.3
35°	482.1	487.6	513.6	539.3	565.3	588.3	611.4	632.6	653.0	670.6	686.2
37.5°	459.0	466.4	491.3	518.1	543.0	566.2	589.3	609.5	629.9	646.5	661.2
40°	435.9	442.4	468.2	494.1	519.9	542.2	564.3	583.6	603.1	619.7	633.6
42.5°	411.9	419.3	445.1	470.1	495.1	517.2	539.3	558.8	577.3	592.0	604.9
45°	386.9	396.2	421.1	446.0	471.0	493.2	514.4	532.9	549.5	564.3	576.3
47.5°	363.0	373.1	398.0	423.0	447.0	468.2	489.5	508.0	523.7	536.6	547.7
50°	338.0	350.1	374.1	398.0	423.0	444.3	464.5	481.1	497.8	510.7	519.9
52.5°	314.0	326.0	351.0	374.9	398.9	420.3	440.5	458.1	472.9	484.9	495.1
55°	290.0	302.9	327.9	351.8	375.8	397.2	417.4	434.0	448.9	460.9	469.1
57.5°	266.9	280.8	304.8	329.7	353.7	374.9	395.3	411.9	425.8	436.9	445.1
60°	242.9	258.5	282.6	306.6	331.6	353.7	373.1	389.8	403.7	413.8	421.1
62.5°	220.7	236.4	260.4	285.4	310.4	332.5	351.8	368.6	381.4	391.6	397.2
65°	198.6	215.2	239.2	264.2	289.0	311.2	330.6	347.2	359.2	368.6	374.1
67.5°	177.3	194.0	217.9	242.9	267.8	290.0	309.4	325.1	337.1	345.5	349.1
70°	156.1	172.7	196.7	221.7	245.7	268.8	288.1	302.9	315.0	321.4	324.1
72.5°	135.8	153.4	176.4	199.5	224.4	246.6	266.0	281.6	290.9	296.5	301.1
75°	116.4	133.0	155.1	178.2	201.3	224.4	242.9	256.8	266.0	271.5	273.4
77.5°	96.9	113.5	134.9	156.1	179.1	200.3	218.8	231.8	239.2	243.8	246.6
80°	78.4	93.3	112.7	133.0	154.2	173.6	190.2	202.2	208.7	210.6	210.6
82.5°	61.0	72.9	89.6	107.2	125.6	143.1	158.0	167.1	171.7	172.7	171.7
85°	41.6	49.8	62.8	76.7	90.5	106.2	119.1	125.6	128.4	130.3	128.4
87.5°	22.1	25.0	32.3	40.6	50.8	61.0	69.3	73.8	76.7	76.7	77.6
90°	0.0	0.0	0.0	0.0	0.0	0.0	0.0	0.0	0.0	0.0	0.0



TEST NUMBER: P976633

CATALOG NUMBER: 22SR-LD2-C-29-UNV-L840-CD1-ST-U

CANDELA DISTRIBUTION (continued):

	55°	60°	65°	70°	75°	80°	85°	90°
0°	662.2	662.2	662.2	662.2	662.2	662.2	662.2	662.2
2.5°	662.2	662.2	663.1	662.2	662.2	663.1	662.2	662.2
5°	686.2	688.1	692.7	694.5	695.4	698.2	698.2	700.0
7.5°	712.0	716.7	721.3	725.0	727.8	731.4	732.4	734.3
10°	736.0	741.6	747.1	752.6	756.4	758.2	760.1	761.0
12.5°	755.5	762.9	770.2	775.7	780.5	783.2	786.0	786.9
15°	769.4	779.5	787.7	795.2	799.8	803.5	806.2	808.1
17.5°	778.6	789.6	798.8	807.2	812.7	816.4	820.1	821.9
20°	781.3	792.5	803.5	811.8	818.3	822.8	825.7	827.6
22.5°	778.6	790.6	801.6	810.8	817.3	822.8	825.7	828.4
25°	771.1	784.1	796.1	805.3	812.7	818.3	821.1	822.8
27.5°	760.1	774.0	786.0	795.2	802.6	808.1	811.8	813.7
30°	744.4	757.4	770.2	779.5	786.9	792.5	796.1	798.0
32.5°	725.0	737.9	749.9	759.1	767.5	772.1	775.7	777.6
35°	700.9	713.9	725.9	734.3	742.5	747.1	750.9	751.8
37.5°	675.1	688.1	699.2	706.5	714.8	718.5	723.1	724.0
40°	646.5	658.5	668.7	676.1	683.4	687.2	689.9	691.8
42.5°	617.0	628.0	638.2	644.6	650.2	653.8	657.6	657.6
45°	588.3	596.6	605.9	611.4	617.0	619.7	622.5	623.4
47.5°	558.8	567.0	574.4	578.1	583.6	585.5	587.4	588.3
50°	530.2	537.4	543.0	546.8	550.4	552.3	554.2	554.2
52.5°	502.3	508.8	513.6	515.3	519.1	519.9	520.8	521.8
55°	476.6	481.1	484.9	485.7	488.6	488.6	490.5	491.3
57.5°	451.6	454.4	457.1	457.1	459.0	459.0	460.9	461.7
60°	426.7	428.5	429.4	429.4	431.3	430.4	432.3	433.1
62.5°	401.8	402.7	402.7	402.7	403.7	403.7	404.5	405.4
65°	376.8	376.8	376.8	376.8	377.7	376.8	378.7	379.6
67.5°	351.8	351.0	351.0	350.1	351.8	351.0	352.8	353.7
70°	326.0	326.0	324.1	324.1	325.1	326.0	327.0	327.0
72.5°	300.1	298.4	298.4	297.4	298.4	299.2	301.1	300.1
75°	273.4	272.4	270.5	269.7	269.7	268.8	269.7	268.8
77.5°	241.9	239.2	235.4	234.6	232.7	231.8	232.7	233.7
80°	205.1	202.2	199.5	198.6	196.7	196.7	196.7	197.6
82.5°	166.2	164.4	161.6	161.6	159.7	159.7	159.7	158.9
85°	122.9	121.9	120.0	120.0	118.3	118.3	118.3	117.3
87.5°	72.1	72.1	70.2	71.1	68.3	68.3	68.3	69.3
90°	0.0	0.0	0.0	0.0	0.0	0.0	0.0	0.0



TEST NUMBER: P976633
 CATALOG NUMBER: 22SR-LD2-C-29-UNV-L840-CD1-ST-U

CIE UGR TABLE:

Reflectances:											
Ceiling		0.7	0.7	0.5	0.5	0.3	0.7	0.7	0.5	0.5	0.3
Wall		0.5	0.3	0.5	0.3	0.3	0.5	0.3	0.5	0.3	0.3
Reference plane		0.2	0.2	0.2	0.2	0.2	0.2	0.2	0.2	0.2	0.2
Room Dimensions		Viewed crosswise					Viewed endwise				
X=2H	Y=2H	13.4	15.1	13.7	15.4	15.7	15.3	17.0	15.7	17.3	17.7
	3H	15.2	16.7	15.6	17.1	17.4	17.7	19.3	18.1	19.6	20.0
	4H	15.9	17.4	16.3	17.7	18.1	18.8	20.3	19.2	20.7	21.0
	6H	16.5	17.9	16.9	18.2	18.6	19.8	21.2	20.2	21.6	22.0
	8H	16.7	18.0	17.1	18.4	18.8	20.3	21.6	20.7	22.0	22.4
	12H	16.9	18.2	17.3	18.5	19.0	20.6	21.9	21.1	22.3	22.7
4H	2H	14.7	16.2	15.1	16.5	16.9	16.1	17.5	16.5	17.9	18.3
	3H	17.0	18.2	17.4	18.6	19.0	18.7	20.0	19.2	20.4	20.8
	4H	17.9	19.1	18.4	19.5	19.9	20.0	21.2	20.5	21.6	22.0
	6H	18.7	19.8	19.2	20.2	20.7	21.2	22.2	21.7	22.7	23.1
	8H	19.0	20.0	19.5	20.4	20.9	21.7	22.7	22.2	23.1	23.6
	12H	19.2	20.1	19.7	20.6	21.1	22.2	23.0	22.7	23.5	24.0
8H	4H	18.9	19.9	19.4	20.3	20.8	20.6	21.5	21.0	22.0	22.4
	6H	20.1	20.9	20.6	21.4	21.9	21.9	22.7	22.4	23.2	23.7
	8H	20.6	21.3	21.1	21.8	22.3	22.6	23.3	23.1	23.8	24.3
	12H	20.9	21.6	21.4	22.1	22.6	23.2	23.8	23.7	24.3	24.9
12H	4H	19.1	20.0	19.6	20.4	20.9	20.7	21.5	21.1	22.0	22.5
	6H	20.4	21.2	20.9	21.6	22.1	22.1	22.9	22.6	23.3	23.8
	8H	21.1	21.7	21.6	22.2	22.7	22.8	23.5	23.3	24.0	24.5

LM-79-2019: Approved Method: Electrical and Photometric Measurements of Solid-State Lighting Products

Report Prepared for

Cooper Lighting Solutions

Metalux

Report Number: SP1-2506-457-7

Test Date: 07/02/2025

Luminaire Tested: 24SR-LD2-64-C-UNV-L940-CD1-U

Data in this report applies to families of products including 24SR-LD2-64-C-UNV-L940-CD1-U

Test Information

Test Method: LM-79-2019
 Report Number: SP1-2506-457-7
 Test Lab: COOPER LIGHTING SOLUTIONS
 Photometer: SP1 - 76IN SPHERE
 Measurement Geometry: 4π
 Issue Date: 07/02/2025
 Manufacturer: COOPER LIGHTING SOLUTIONS
 Product Line: Metalux
 Catalog Number: **24SR-LD2-64-C-UNV-L940-CD1-U**
 Description: 2X4 SKYRIDGE 6400LM Fixture with new LTN chip

Spectral Parameters

CCT (K): 3850
 CIE u': 0.2283
 CIE v': 0.5037
 Duv: -0.0006
 CIE x: 0.3868
 CIE y: 0.3794
 CIE z: 0.2338
 Peak Wavelength (nm): 630
 Dominant Wavelength (nm): 579
 Purity: 29.94798
 Rf: 91.3
 Rg: 99.8

CRI (Ra): 94.0
 R1: 95.3
 R2: 96.3
 R3: 95.7
 R4: 95.2
 R5: 94.4
 R6: 94.3
 R7: 94.1
 R8: 86.7
 R9: 65.3
 R10: 89.6
 R11: 95.5
 R12: 76.1
 R13: 95.5
 R14: 96.8
 R15: 92.3



Test Conditions

Stabilization Time: 38M
 Operation Time: 1H 38M
 Sphere Temperature (°C): 24.4

REPORT NUMBER: SP1-2506-457-7

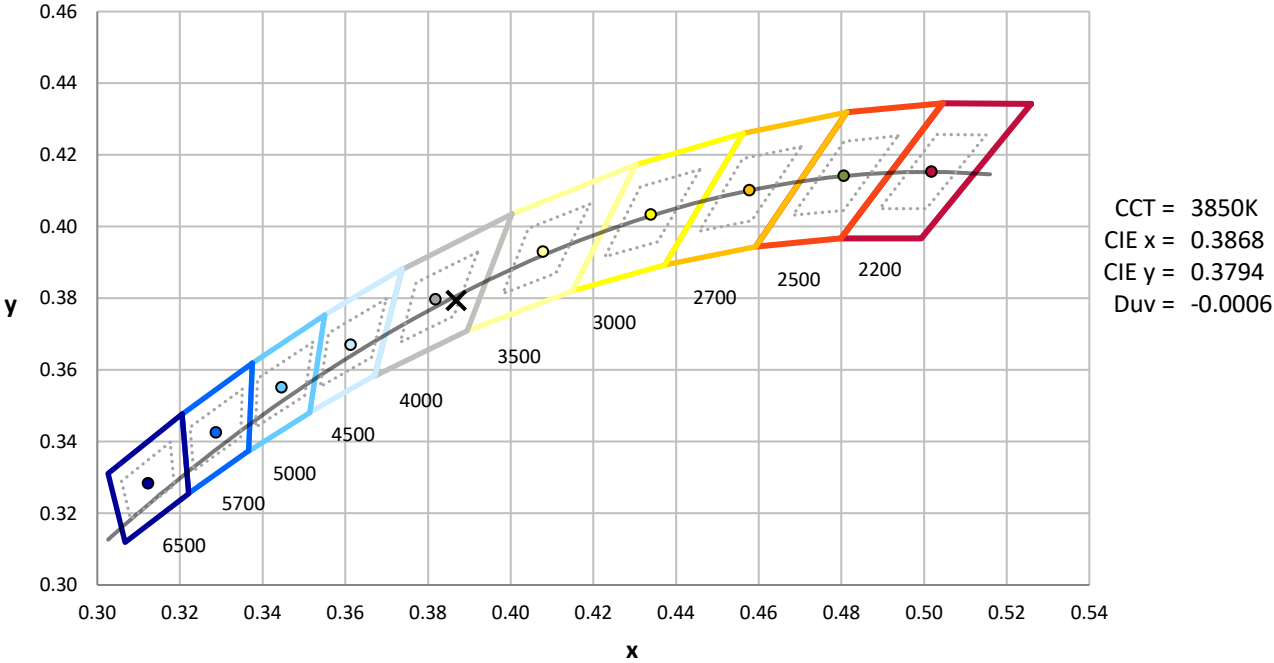
Measurement and Test Equipment			
Instrument	Identification Number	Calibration Date	Calibration Due Date
Photometer	76INCH SPHERE IN0058	6/16/2025	12/16/2025
Power Meter	XITRON INXT2011004	1/21/2025	1/21/2026
AC Power Source	CHROMA 61603 IN0063	10/22/2024	10/22/2025
DC Power Source	AGILENT E3634A IN0208	10/22/2024	10/22/2025
Sphere Thermometer	ONSET IN0085	10/22/2024	10/22/2025
Room Thermometer	ONSET IN0046	10/22/2024	10/22/2025

REPORT NUMBER: SP1-2506-457-7

CIE 1931 Chromaticity Diagram



CIE 1931 Chromaticity Diagram with 2017 ANSI 7-Step and 4-Step Quadrangles



Point lies inside the ANSI 4000K 4-step quadrangle

REPORT NUMBER: SP1-2506-457-7

Photopic Flux vs. Wavelength



Photopic Lumens: NR

λ (nm)	Power W [^] /nm	Lumens (φ/nm)	λ (nm)	Power W [^] /nm	Lumens (φ/nm)	λ (nm)	Power W [^] /nm	Lumens (φ/nm)	λ (nm)	Power W [^] /nm	Lumens (φ/nm)	λ (nm)	Power W [^] /nm	Lumens (φ/nm)
360	0	NR	490	173	NR	620	343	NR	750	8	NR	880	0	NR
365	0	NR	495	201	NR	625	342	NR	755	7	NR	885	0	NR
370	0	NR	500	231	NR	630	1000	NR	760	6	NR	890	0	NR
375	0	NR	505	253	NR	635	692	NR	765	5	NR	895	0	NR
380	0	NR	510	268	NR	640	226	NR	770	4	NR	900	0	NR
385	1	NR	515	277	NR	645	214	NR	775	4	NR	905	0	NR
390	1	NR	520	284	NR	650	190	NR	780	3	NR	910	0	NR
395	3	NR	525	290	NR	655	160	NR	785	3	NR	915	0	NR
400	4	NR	530	296	NR	660	136	NR	790	2	NR	920	0	NR
405	5	NR	535	303	NR	665	115	NR	795	2	NR	925	0	NR
410	8	NR	540	310	NR	670	106	NR	800	2	NR	930	0	NR
415	13	NR	545	316	NR	675	87	NR	805	2	NR	935	0	NR
420	22	NR	550	323	NR	680	75	NR	810	1	NR	940	0	NR
425	37	NR	555	330	NR	685	64	NR	815	1	NR	945	0	NR
430	62	NR	560	335	NR	690	55	NR	820	1	NR	950	0	NR
435	102	NR	565	340	NR	695	47	NR	825	1	NR	955	0	NR
440	164	NR	570	342	NR	700	40	NR	830	1	NR	960	0	NR
445	281	NR	575	345	NR	705	34	NR	835	1	NR	965	0	NR
450	423	NR	580	348	NR	710	29	NR	840	1	NR	970	0	NR
455	384	NR	585	350	NR	715	25	NR	845	1	NR	975	0	NR
460	256	NR	590	351	NR	720	21	NR	850	0	NR	980	0	NR
465	208	NR	595	348	NR	725	17	NR	855	0	NR	985	0	NR
470	169	NR	600	348	NR	730	14	NR	860	0	NR	990	0	NR
475	135	NR	605	347	NR	735	12	NR	865	0	NR	995	0	NR
480	133	NR	610	379	NR	740	11	NR	870	0	NR	1000	0	NR
485	149	NR	615	406	NR	745	9	NR	875	0	NR			

REPORT NUMBER: SP1-2506-457-7

Scotopic Flux vs. Wavelength



Scotopic Lumens: NR

S/P: 1.74

λ (nm)	Power W [^] /nm	Lumens (φ/nm)	λ (nm)	Power W [^] /nm	Lumens (φ/nm)	λ (nm)	Power W [^] /nm	Lumens (φ/nm)	λ (nm)	Power W [^] /nm	Lumens (φ/nm)	λ (nm)	Power W [^] /nm	Lumens (φ/nm)
360	0	NR	490	173	NR	620	343	NR	750	8	NR	880	0	NR
365	0	NR	495	201	NR	625	342	NR	755	7	NR	885	0	NR
370	0	NR	500	231	NR	630	1000	NR	760	6	NR	890	0	NR
375	0	NR	505	253	NR	635	692	NR	765	5	NR	895	0	NR
380	0	NR	510	268	NR	640	226	NR	770	4	NR	900	0	NR
385	1	NR	515	277	NR	645	214	NR	775	4	NR	905	0	NR
390	1	NR	520	284	NR	650	190	NR	780	3	NR	910	0	NR
395	3	NR	525	290	NR	655	160	NR	785	3	NR	915	0	NR
400	4	NR	530	296	NR	660	136	NR	790	2	NR	920	0	NR
405	5	NR	535	303	NR	665	115	NR	795	2	NR	925	0	NR
410	8	NR	540	310	NR	670	106	NR	800	2	NR	930	0	NR
415	13	NR	545	316	NR	675	87	NR	805	2	NR	935	0	NR
420	22	NR	550	323	NR	680	75	NR	810	1	NR	940	0	NR
425	37	NR	555	330	NR	685	64	NR	815	1	NR	945	0	NR
430	62	NR	560	335	NR	690	55	NR	820	1	NR	950	0	NR
435	102	NR	565	340	NR	695	47	NR	825	1	NR	955	0	NR
440	164	NR	570	342	NR	700	40	NR	830	1	NR	960	0	NR
445	281	NR	575	345	NR	705	34	NR	835	1	NR	965	0	NR
450	423	NR	580	348	NR	710	29	NR	840	1	NR	970	0	NR
455	384	NR	585	350	NR	715	25	NR	845	1	NR	975	0	NR
460	256	NR	590	351	NR	720	21	NR	850	0	NR	980	0	NR
465	208	NR	595	348	NR	725	17	NR	855	0	NR	985	0	NR
470	169	NR	600	348	NR	730	14	NR	860	0	NR	990	0	NR
475	135	NR	605	347	NR	735	12	NR	865	0	NR	995	0	NR
480	133	NR	610	379	NR	740	11	NR	870	0	NR	1000	0	NR
485	149	NR	615	406	NR	745	9	NR	875	0	NR			

REPORT NUMBER: SP1-2506-457-7

Melanopic Flux vs. Wavelength



Melanopic Lumens: NR

M/P: 3.6

λ (nm)	Power W [^] /nm	Lumens (ϕ /nm)	λ (nm)	Power W [^] /nm	Lumens (ϕ /nm)	λ (nm)	Power W [^] /nm	Lumens (ϕ /nm)	λ (nm)	Power W [^] /nm	Lumens (ϕ /nm)	λ (nm)	Power W [^] /nm	Lumens (ϕ /nm)
360	0	NR	490	173	NR	620	343	NR	750	8	NR	880	0	NR
365	0	NR	495	201	NR	625	342	NR	755	7	NR	885	0	NR
370	0	NR	500	231	NR	630	1000	NR	760	6	NR	890	0	NR
375	0	NR	505	253	NR	635	692	NR	765	5	NR	895	0	NR
380	0	NR	510	268	NR	640	226	NR	770	4	NR	900	0	NR
385	1	NR	515	277	NR	645	214	NR	775	4	NR	905	0	NR
390	1	NR	520	284	NR	650	190	NR	780	3	NR	910	0	NR
395	3	NR	525	290	NR	655	160	NR	785	3	NR	915	0	NR
400	4	NR	530	296	NR	660	136	NR	790	2	NR	920	0	NR
405	5	NR	535	303	NR	665	115	NR	795	2	NR	925	0	NR
410	8	NR	540	310	NR	670	106	NR	800	2	NR	930	0	NR
415	13	NR	545	316	NR	675	87	NR	805	2	NR	935	0	NR
420	22	NR	550	323	NR	680	75	NR	810	1	NR	940	0	NR
425	37	NR	555	330	NR	685	64	NR	815	1	NR	945	0	NR
430	62	NR	560	335	NR	690	55	NR	820	1	NR	950	0	NR
435	102	NR	565	340	NR	695	47	NR	825	1	NR	955	0	NR
440	164	NR	570	342	NR	700	40	NR	830	1	NR	960	0	NR
445	281	NR	575	345	NR	705	34	NR	835	1	NR	965	0	NR
450	423	NR	580	348	NR	710	29	NR	840	1	NR	970	0	NR
455	384	NR	585	350	NR	715	25	NR	845	1	NR	975	0	NR
460	256	NR	590	351	NR	720	21	NR	850	0	NR	980	0	NR
465	208	NR	595	348	NR	725	17	NR	855	0	NR	985	0	NR
470	169	NR	600	348	NR	730	14	NR	860	0	NR	990	0	NR
475	135	NR	605	347	NR	735	12	NR	865	0	NR	995	0	NR
480	133	NR	610	379	NR	740	11	NR	870	0	NR	1000	0	NR
485	149	NR	615	406	NR	745	9	NR	875	0	NR			

Summary

$R_f = 91.3$
 $R_g = 99.8$
 $CIE R_a = 94.0$
 $R_9 = 65.3$

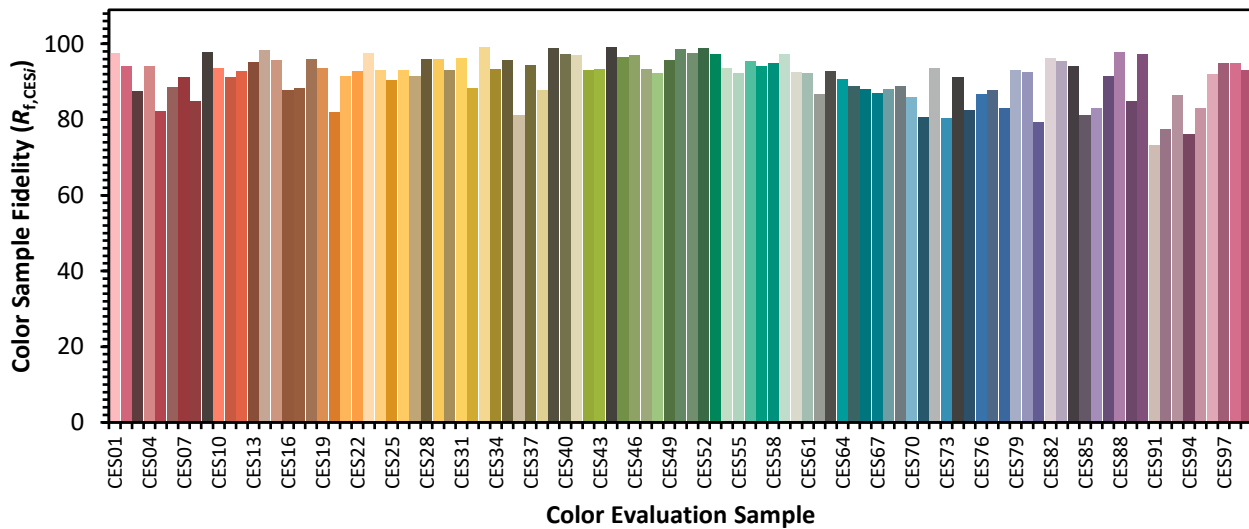


Color Vector Graphics

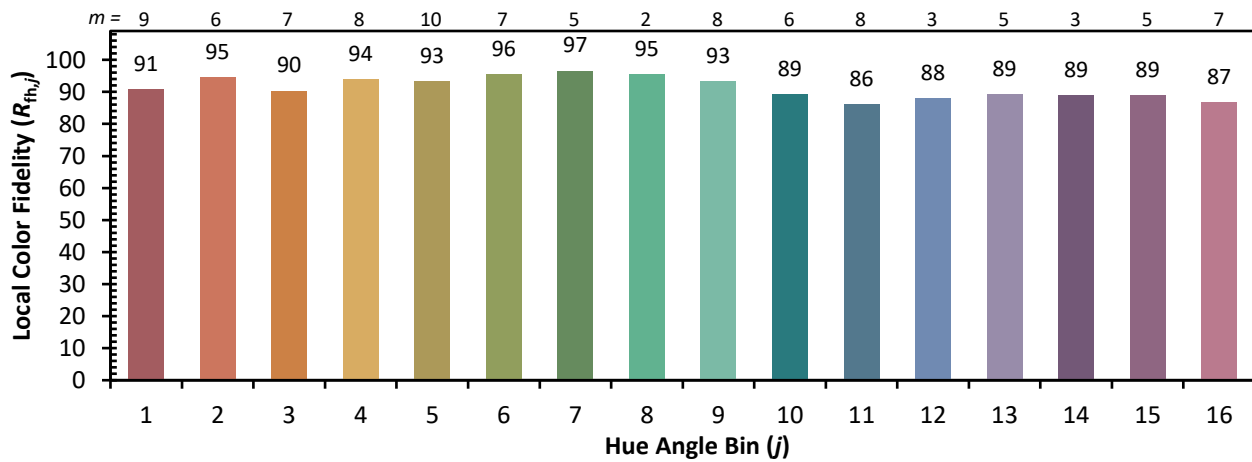
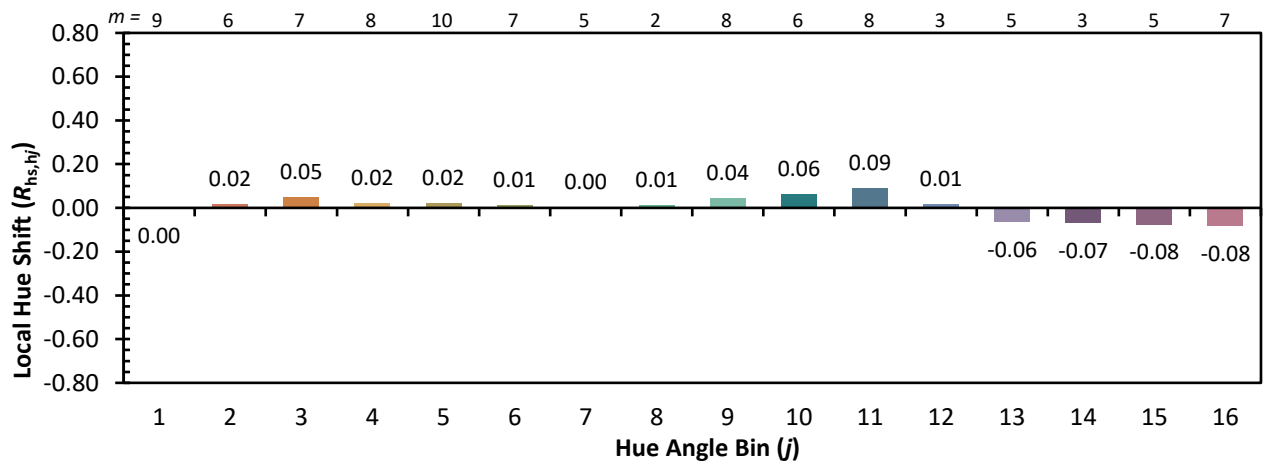
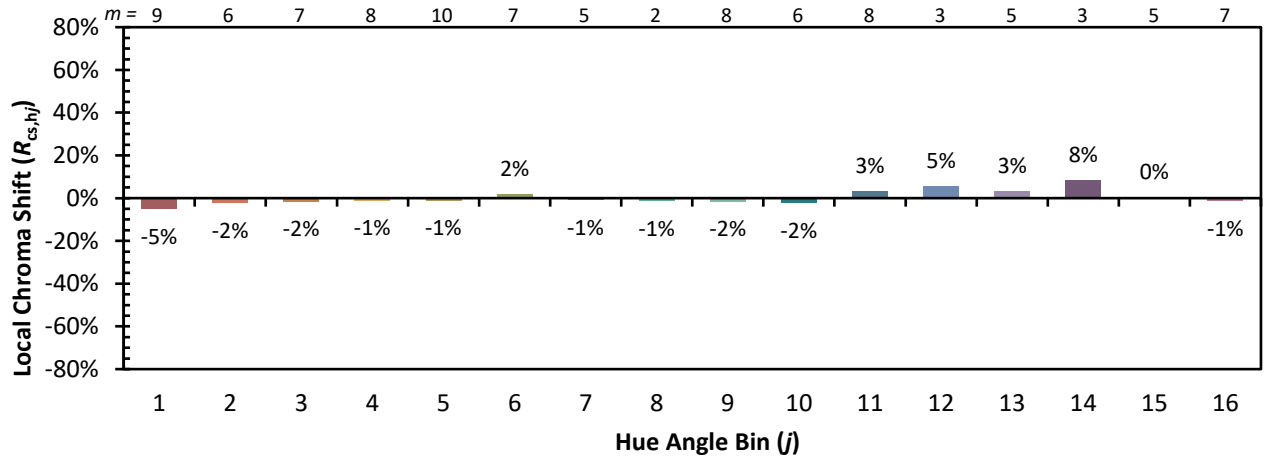


Individual Sample Fidelity Index ($R_{f,i}$)

CES01 = 86	CES26 = 93	CES51 = 98	CES76 = 87
CES02 = 62	CES27 = 91	CES52 = 99	CES77 = 88
CES03 = 31	CES28 = 96	CES53 = 97	CES78 = 83
CES04 = 69	CES29 = 96	CES54 = 94	CES79 = 93
CES05 = 49	CES30 = 93	CES55 = 92	CES80 = 92
CES06 = 50	CES31 = 96	CES56 = 95	CES81 = 79
CES07 = 42	CES32 = 88	CES57 = 94	CES82 = 96
CES08 = 41	CES33 = 99	CES58 = 95	CES83 = 95
CES09 = 29	CES34 = 93	CES59 = 97	CES84 = 94
CES10 = 74	CES35 = 96	CES60 = 93	CES85 = 81
CES11 = 57	CES36 = 81	CES61 = 92	CES86 = 83
CES12 = 63	CES37 = 94	CES62 = 87	CES87 = 92
CES13 = 43	CES38 = 88	CES63 = 93	CES88 = 98
CES14 = 74	CES39 = 99	CES64 = 91	CES89 = 85
CES15 = 71	CES40 = 97	CES65 = 89	CES90 = 97
CES16 = 47	CES41 = 97	CES66 = 88	CES91 = 73
CES17 = 49	CES42 = 93	CES67 = 87	CES92 = 77
CES18 = 56	CES43 = 93	CES68 = 88	CES93 = 86
CES19 = 71	CES44 = 99	CES69 = 89	CES94 = 76
CES20 = 66	CES45 = 96	CES70 = 86	CES95 = 83
CES21 = 85	CES46 = 97	CES71 = 81	CES96 = 92
CES22 = 78	CES47 = 93	CES72 = 94	CES97 = 95
CES23 = 91	CES48 = 92	CES73 = 80	CES98 = 95
CES24 = 90	CES49 = 96	CES74 = 91	CES99 = 93
CES25 = 71	CES50 = 98	CES75 = 83	



Color Rendition by Hue-Angle Bin



Measure Comparisons



(END OF REPORT)